

Dr.Clinic

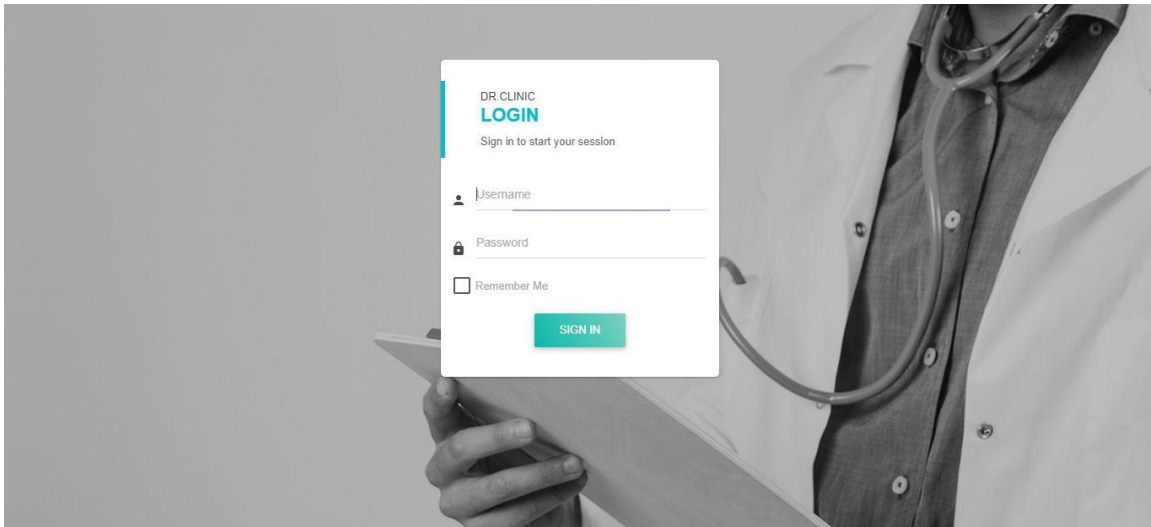
Dr.Clinic

Our system has many features to provide the power of management

First of all, Dr.Clinic is a cloud system with high end of security and stability base.

Take a look of the main sections of our system:

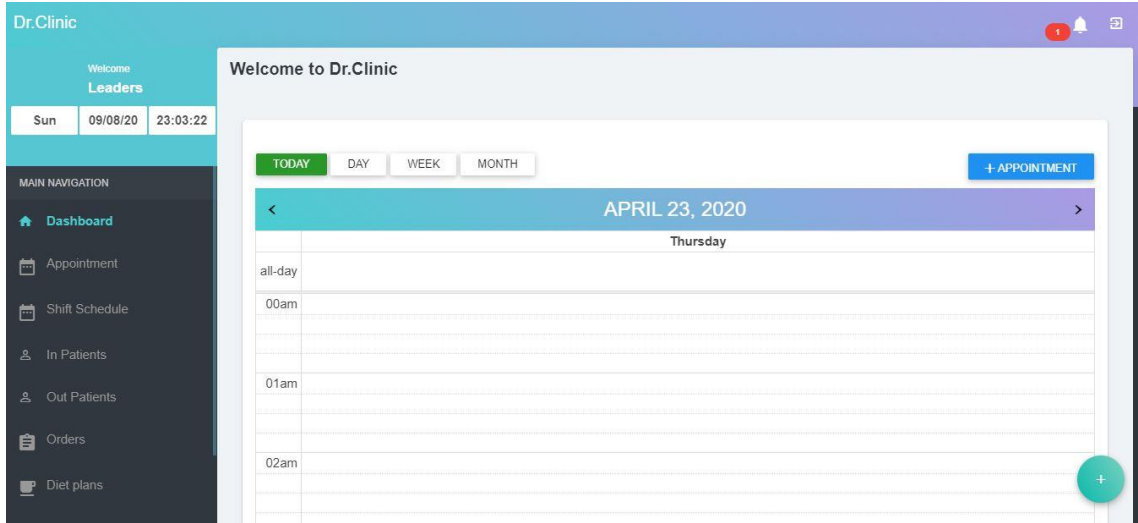
1. Login screen



Every user has username and password to access to the system with his permission to do his tasks.

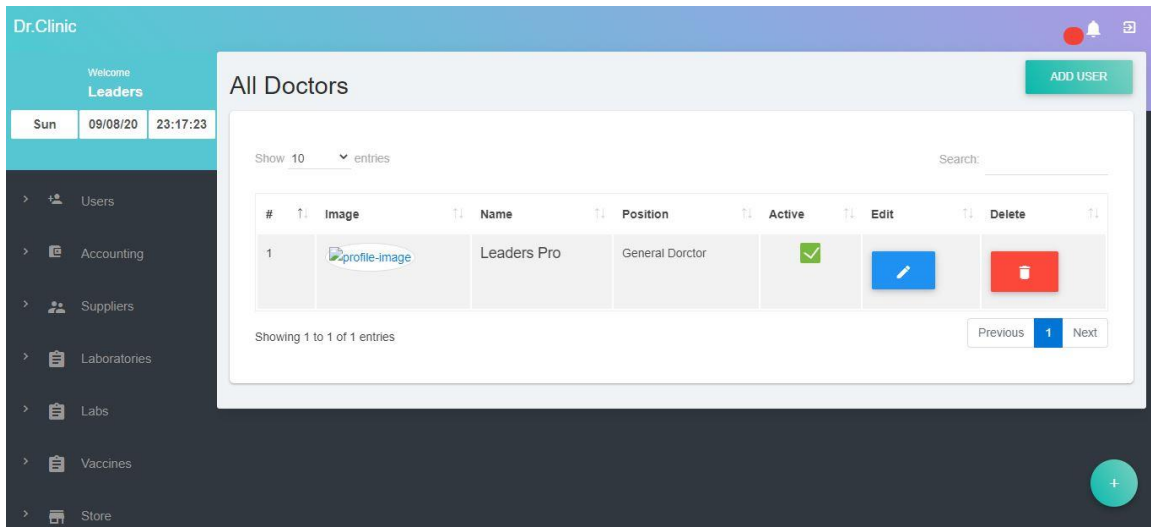
And you access to your system through any device such as Desktop, Tablet or your mobile phone.

2. Appointments



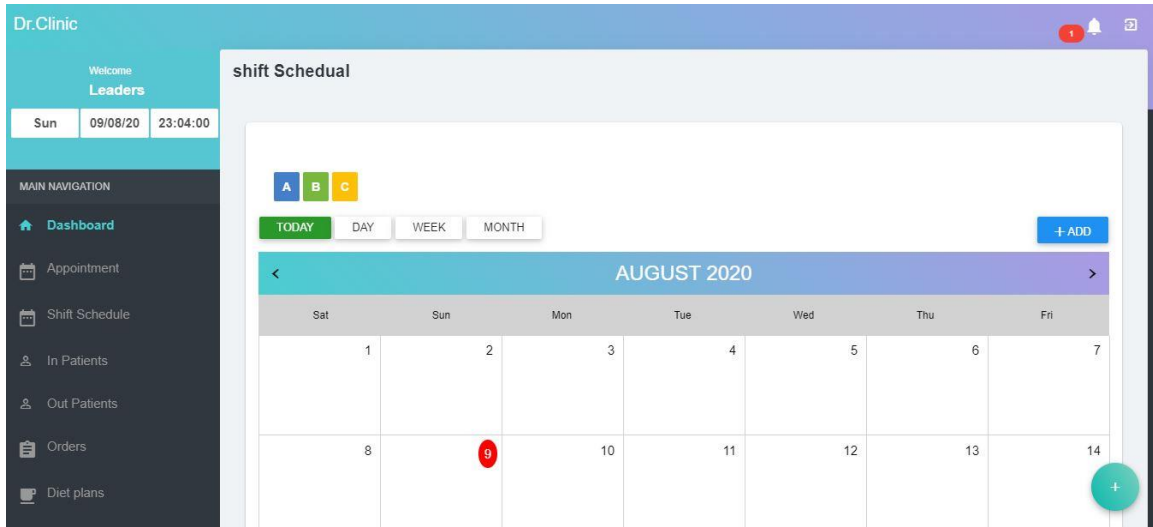
As you can see, the clinic or doctor's appointments with hours and minutes for all patients all days.

3. Users



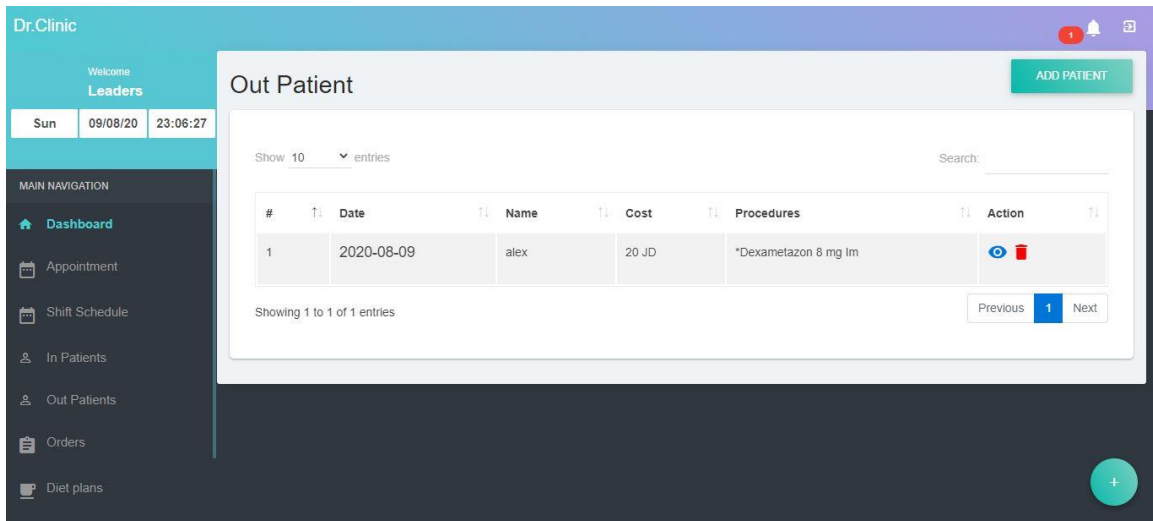
The users section is handling the permission of each one (Admin, Doctor, Secretary) should be use this system as you need.

4. Shift Schedule



You can handle your staff working hours for each of them

5. Outpatients



In this section, you can see all the outpatient to handle your income and the basic information.

6. Inpatient

The screenshot shows the 'All Patient' page in the Dr.Clinic application. The header includes the date 'Sun 09/08/20' and time '23:05:18'. A sidebar on the left contains navigation options like Dashboard, Appointment, Shift Schedule, In Patients, Out Patients, Orders, and Diet plans. The main content area displays a table of patients with the following data:

#	Name	Phone	Birth Date	Address	Nationality	Add to waiting	Action
1	tareq alsaidi	0780016233	2020-07-08	Tbrbor	Jordanian	+	👁️ 🗑️
2	aya	123	2020-07-09	amman	Angolan	+	👁️ 🗑️

At the bottom of the table, it says 'Showing 1 to 2 of 2 entries' and includes 'Previous', '1', and 'Next' navigation buttons. An 'ADD PATIENT' button is located in the top right corner.

You can easily add your patient with the general and medical required information.

7. Patients profile

The screenshot shows the 'About Patient' profile page for a patient named 'aya'. The page is organized into several sections:

- Basic Information:** Name: aya, Phone: 123, Date of Birth: 2020-07-09, Address: amman, Gender: f, Smoker: Yes, Social Status: Single.
- Other Information:** Nationality: Angolan, Insurance Co.: شركة, Card Number: 22222, Job: dentist, Tooth Type: A.
- General Medicine Clinic:** G6BD: Yes, CVA: Yes, Allergy: Yes, HTN: No, DM: Yes, Other: aa, COPD: Yes.
- Home Medication:** Home Medication: (empty field).

Below these sections is the 'Diagnosis' section, which includes a table of patient records. The table has columns for #, Date, Diagnosis, BP, Sugar, Pulse, Spo, Temp, Note, and Edit. An 'ADD NEW' button is located in the top right corner of the diagnosis section.

Every patient has a profile that include everything related to him such as general information, Diagnosis, medical procedure, payments and much more in one page like the photo you see down below.

Dr.Clinic

Welcome Leaders

Sun 09/08/20 23:26:07

Medical Procedure Prescriptions Labs Radiology Sick Leave Report Pricing Advance Payment Categories Tooth Chart Other Test Appointments Dynamic Testing Diet

ADD NEW

Show 10 entries

#	Date	Procedure	Generate Invoice	Action
1	2020-04-09	*Dexametazon 8 mg im *Allerfain inj	Follow up by by	

Showing 1 to 1 of 1 entries

Previous 1 Next

You can print the patient history, prescriptions, lab orders, x-ray orders, etc. directly from our system.

Dr.Clinic

Welcome Leaders

Mon 10/08/20 0:12:27

Medical Procedure Prescriptions Labs Radiology Sick Leave Report Pricing Advance Payment Categories **Tooth Chart** Other Test Appointments Dynamic Testing Diet

Chart and Plan History

ADD PLAN GENERATE INVOICE

Show 10 entries

#	Done	Complete	Date	ID	Procedure	Note
No data available in table						

Showing 0 to 0 of 0 entries

Previous Next

Our system also has tooth chart for dental section that you can use it for your treatment plan and the patient history with all tooth procedure from implant, RCT, restoration, Scaling, etc.

8. Orders

Dr.Clinic

Welcome
Leaders

Sun 09/08/20 23:09:26

MAIN NAVIGATION

- Dashboard
- Appointment
- Shift Schedule
- In Patients
- Out Patients
- Orders
- Diet plans

Orders

Show 10 entries

Search:

#	Done Status	Complete Status	Doctor Name	Patient Name	Procedures
1	<input type="checkbox"/>	<input type="checkbox"/>	Leaders Pro	aya	Allerfain inj
2	<input type="checkbox"/>	<input type="checkbox"/>	Leaders Pro	aya	Dexametazon 8 mg Im

Showing 1 to 2 of 2 entries

Previous 1 Next

In orders section, all staff can see the orders that the head doctor assigned procedures to them to do it for the patients with status for every order to follow it.

9. Diet plans

Dr.Clinic


Welcome
Leaders

Sun 09/08/20 23:12:41

MAIN NAVIGATION


- Dashboard
- Appointment
- Shift Schedule
- In Patients
- Out Patients
- Orders
- Diet plans

Food Diet




1200 KCal

PRINT




1500 KCal

PRINT




1800 KCal

PRINT



2000 KCal

PRINT



2200 KCal

PRINT

Our system has some food programs for dieting case (1200, 1500, 1800, 2000 and 2200) ready for printing.

10. Insurance companies

Dr.Clinic

Welcome Leaders



Sun 09/08/20 23:11:39

MAIN NAVIGATION

- Dashboard
- Appointment
- Shift Schedule
- In Patients
- Out Patients
- Orders
- Diet plans

Insurance Companies

ADD INSURANCE

#	Company Name (English)	Company Name (Arabic)	Address	Email	Phone NO.	Action
1	care	رعيلية	amman	a@yahoo.com	0785	 

Add the insurance company's information once to assign your patients to him.

10. Forms

Dr.Clinic

Welcome Leaders

Sun 09/08/20 23:10:10

MAIN NAVIGATION

- Dashboard
- Appointment
- Shift Schedule
- In Patients
- Out Patients
- Orders
- Diet plans

All Forms

ADD FORM

Show 10 entries

Search:

#	Attachment	Title	Action
No data available in table			

Showing 0 to 0 of 0 entries

Previous Next

Add your clinic forms or files to make accessible for all staff.

11. Waiting list

Dr.Clinic

Welcome
Leaders

Sun 09/08/20 23:22:53

MAIN NAVIGATION

- Dashboard
- Appointment
- Shift Schedule
- In Patients
- Out Patients
- Orders
- Diet plans

Waiting List

Show 10 entries

Search:

#	Doctor Name	Patient Name	Phone	Birth Date	Address	Nationality	Action
1	Leaders Pro	aya	123	2020-07-09	amman	Angolan	

Showing 1 to 1 of 1 entries

Previous 1 Next

Waiting list showing the patients has been waiting on your reception to make it easier to use.

12. Settings

Dr.Clinic

Welcome
Leaders

Sun 09/08/20 23:17:52

ADD PROCEDURE

Procedures

Show 10 entries

Search:

#	Procedures Name	Cost	Quantity	Action
1	Normal Extraction	30	0	
2	Allerfain inj	3	84	
3	Beta HCG test	5	26	
4	Btk Implant	400	1	
5	Colopram Im	3	97	
6	Colopram Iv	2	99	
7	Dexametazon 8 mg Im	3	749	

You add, edit and delete your clinic procedures, medicine, labs, x-ray, etc. from settings

13. Suppliers

The screenshot shows the 'Suppliers' section of the Dr.Clinic application. The header includes 'Dr.Clinic', 'Welcome Leaders', and a date/time stamp 'Sun 09/08/20 23:19:06'. A sidebar on the left lists various modules: Suppliers, Laboratories, Labs, Vaccines, Store, Appointment Status, and Appointment Type. The main content area is titled 'Suppliers' and features an 'ADD SUPPLIER' button. Below this, there is a search bar and a table with columns: #, Name, Phone, Email, Invoices, and Edit. A single entry is visible with ID 1, Name 'tareq alsaidi', Phone '0780016233', and Email 'tareqalsaidi@gmail.com'. The 'Invoices' column shows a green eye icon, and the 'Edit' column shows a blue pencil icon. At the bottom of the table, it says 'Showing 1 to 1 of 1 entries' with 'Previous' and 'Next' navigation buttons.

Add your supplier's info, invoices and payments in this section

14. Accounting

The screenshot shows the 'Accounting' section of the Dr.Clinic application. The header includes 'Dr.Clinic', 'Welcome Leaders', and a date/time stamp 'Sun 09/08/20 23:31:42'. The sidebar on the left lists various accounting reports: الحسابات الشهرية, نموذج مخزن الإنسان, نموذج المصاريف الشهرية, تقرير المصاريف, سلف ورواتب وحسومات الموظفين, and الحساب اليومي للمطب العام / الإنسان. The main content area is titled 'Accounting' and features a table with columns: #, Date, Diagnosis, BP, Sugar, Pulse, Spo, Temp, Note, and Edit. The table is currently empty, displaying 'No data available in table' and 'Showing 0 to 0 of 0 entries'. Below the table, there is a navigation bar with various categories: Medical Procedure, Prescriptions, Labs, Radiology, Sick Leave, Report, Pricing (highlighted), Advance Payment, Categories, Tooth Chart, Other Test, Appointments, Dynamic Testing, and Diet. An 'ADD NEW' button is located in the top right corner of the main content area. Below the navigation bar, there is another table with columns: #, Date, Total, patient paid, percent, Discount, Type, Status, Invoices, and Action. A single entry is visible with ID 1, Date '2020-08-09', Total '6', patient paid '0 %', Discount, Type 'General Medicine', Status 'UNPAID', Invoices (green eye icon), and Action (blue pencil and red trash icons).


As you can see, daily and monthly income and expense reports with the details that showed in photo.

15. Store

The screenshot shows the 'Store' management interface in the Dr.Clinic application. The top header includes the user name 'Dr.Clinic', a welcome message 'Welcome Leaders', and the current date and time 'Sun 09/08/20 23:21:25'. A sidebar on the left contains navigation icons for Labs, Vaccines, Store, Appointment Status, Appointment Type, Diagnosis, and Shift Schedule. The main content area is titled 'Store' and features a table of medical equipment items. Each item row includes an ID, the item name, its quantity, and an edit icon. A green 'ADD TO STORE' button is located in the top right corner of the table area. A floating green '+' button is also visible at the bottom right of the table.

#	Medical Equipment	Quantity	Action
1	bed caver	54	
2	cotton roll	51	
3	lidocaine 1 %	5	
4	canulla dressing	1	
5	syringe 3ml	5	
6	syringe 5 ml	5	
7	canulla blue	1	
8	canulla ye	1	

Manage your store items quantity easily.



Dr.Clinic

-  077 699 2211
-  info@blueboxjo.com
-  www.blueboxjo.com
-  Al Madinah Al Munawarah St 197, Amman

